


| Referans Nr. | W1 | W2 | H1 | H2 | M | P1 | H4 | L4 | W | L3 | H5 | d | L5 | P |
|--------------|----|----|----|----|--------|----|----|----|-----|----|----|-----|----|----|
| 2139-32150 | 45 | 15 | 27 | 18 | M4x0.7 | 30 | 18 | 13 | 75 | 20 | 8 | 6.6 | 3 | 60 |
| 2139-40200 | 60 | 20 | 33 | 22 | M5x0.8 | 40 | 22 | 17 | 100 | 26 | 10 | 8.6 | 4 | 80 |

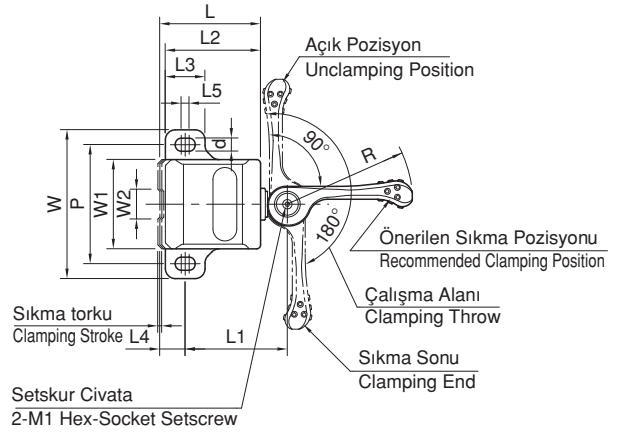
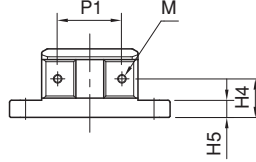
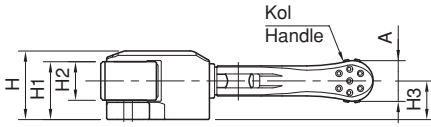
| Referans Nr. | H | L | L2 | R | L1 | H3 | M1 |
|--------------|----|----|----|----|------|----|--------|
| 2139-32150 | 32 | 51 | 48 | 63 | 51.5 | 18 | M4x0.7 |
| 2139-40200 | 40 | 67 | 63 | 80 | 67 | 22 | M5x0.8 |

| Referans Nr. | A | Sıkma Torku Clamping Stroke | Çalışma Yüğü Operating Load (N) | Sıkma Kuvveti Clamping Force Kgf |  |
|--------------|----|--------------------------------|------------------------------------|-------------------------------------|---|
| 2139-32150 | 19 | 1.6 | 150 | 200 | 620 |
| 2139-40200 | 24 | 2.2 | 200 | 300 | 1360 |



Ürün Nr. 2139 Tek Dokunuş Yandan Bağlama
• Siyah kaplama

Product Nr. 2139 Cam Edge Clamps
• Black coating

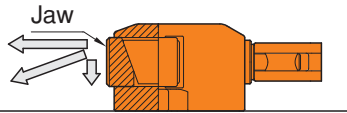


Özellikler

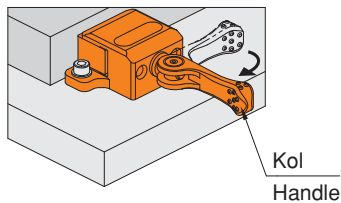
- Kol ile tek dokunuşta sıkma.
- Finiş işlerde mükemmel bağlama.
- Parçanın kalkmaması için çeneyi aşağı ve ileri iter.

Features

- The cam handle allows fast clamping in single operation.
- Precision-ground jaw is perfect for clamping the workpiece on its finished surface.
- In clamping, the jaw provides downward force to prevent part lift.



Kullanım Şekli How To Use



Kol Konumunu Değiştirme

90 derece 4 opsiyonlu kullanım

Changing Handle Position

The handle shaft has 4 countersinks which are provided every 90° for 4 options of handle position

